




















# REMEDY SKIN CARE GUIDELINES

Skin Condition	Description	Cleanse	Moisturize	Prevent	Protect/Treat
<p><b>Intact/Dry Skin</b></p> 	<p>Skin care for patients with intact or extremely dry skin.</p>	<p> <b>Essentials Shampoo &amp; Body Wash</b></p> <p> <b>Essentials Spray Cleanser</b></p>	<p> <b>Clinical Skin Cream</b></p>	<p>Be alert for any changes in skin integrity</p>	
<p><b>Intact Skin Exposed to Incontinence</b></p> 	<p>Skin protection for incontinent patients with intact skin.</p>	<p> <b>Essentials Shampoo &amp; Body Wash</b></p> <p> <b>Essentials Spray Cleanser</b></p>	<p>Moisturization of skin is not appropriate</p>	<p> <b>Clinical Silicone Cream</b></p>	<p>Be alert for any changes in skin integrity</p>
<p><b>IAD-Incontinence Associated Dermatitis</b></p> 	<p>Skin protection and treatment for incontinent patients with compromised skin.</p>	<p> <b>Essentials Shampoo &amp; Body Wash</b></p> <p> <b>Essentials Spray Cleanser</b></p>	<p>Moisturization of skin is not appropriate</p>		<p> <b>Clinical Zinc Oxide Paste</b></p>
<p><b>ITD-Intertriginous Dermatitis</b></p> 	<p>Skin protection and treatment for areas of skin to skin contact that is exposed to, or traps moisture.</p>	<p> <b>Essentials Shampoo &amp; Body Wash</b></p> <p> <b>Essentials Spray Cleanser</b></p>	<p>Moisturization of skin is not appropriate</p>	<p> <b>DriGo-HP Antibacterial Wicking Sheet</b></p>	<p><b>Antifungal Treatment</b></p> <p>If fungal rash is present</p>
<p><b>Fungal Rash</b></p> 	<p>Skin protection and treatment of a fungal/yeast rash.</p>	<p> <b>Essentials Shampoo &amp; Body Wash</b></p> <p> <b>Essentials Spray Cleanser</b></p>	<p>Moisturization of skin is not appropriate</p>		<p><b>Antifungal Treatment</b></p>



## Bathing/Cleansing

- For overall body bathing, use **Essentials Shampoo & Body Wash**.
- For incontinence cleansing, use **Essentials Spray Cleanser**.
- Apply **Essentials Spray Cleanser** to wet or dry cloth, or directly on skin.
- Gently dry the skin when applicable. Avoid vigorous rubbing or scrubbing.



## Moisturization

- Apply **Clinical Skin Cream** only to point where it disappears.
- Avoid massaging red, bruised, or discolored skin, or over a bony prominence.
- Inspect skin for signs of breakdown especially over bony prominences, and under breasts, abdominal folds, axilla areas, heels, ankles.
- Remove socks or support hose daily to inspect feet for signs of pressure or skin breakdown.
- The approximate amount need for a single application of moisturizer to the entire standard-sized human body is one ounce — the amount of an entire medicine cup.



## Preventative Barrier

- Cleanse skin. Dry thoroughly.
- Apply **Clinical Silicone Cream** to intact skin.
- Apply only until the point where it disappears.
- Inspect skin with each incontinent episode to identify early breakdown.



## Barrier Protectant

- Remove excessive stool with cleanser.
- It is not necessary to remove all of the **Clinical Zinc Oxide Paste**, only the soiled portion.
- Remove gently. Avoid vigorous rubbing or scrubbing
- Apply a thin layer of **Clinical Zinc Oxide Paste**
- Avoid applying excessively as it may clog the under pad or brief.



## Fungal Treatment

- Apply to areas affected with fungal rash.
- Consider treating fungal rash for 14 consecutive days, even if rash improves.

## Preventative Barrier

- Wash skin fold area gently and pat dry. Do not rub.
- Cut appropriate size of **DriGo-HP Antibacterial Wicking Sheet** with clean scissors.
- Place layer of fabric into skin fold..
- Avoid wrinkles and keep fabric flat, leaving 2 inches exposed outside the skin fold for moisture wicking.
- May be used in conjunction with antifungal treatments.